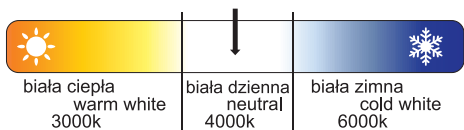


# panel LED 40W

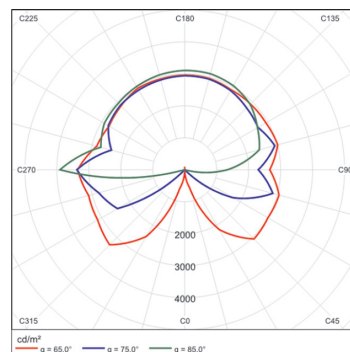
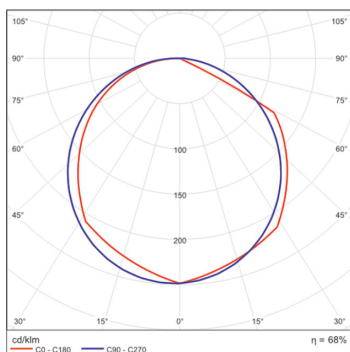
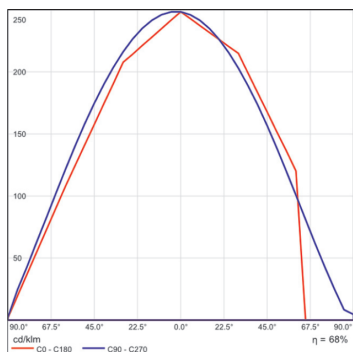



- h** 50.000h
- W** 40W
- 3200LM**
- V** 200-240V
- Hz** 50Hz
- 3 lata gwarancji**
- IP20**
- CRI** ≥82
- 1s=60% światła**
- 100.000x**
- 120°**
- 384 x 3014 LED SMD**
- 3.110 Kg**



Tylko do użytku wewnętrznego

aluminium + PMMA



W cenę panelu LED wliczony jest zasilacz.

